

(1)(a) STATEMENT SHOWING SHAREHOLDING PATTERN IN CLAUSE-35


NAME OF THE COMPANY: GAYATRI PROJECTS LIMITED		Name of the Scrip: GAYAPROJ	
SCRIP CODE:	532767		
Class of Security:	Equity		
QUARTER ENDED:	30/09/2013		
Partly paid-up shares	No. of partly paid-up shares	As a % of total no. of partly paid-up shares	As a % of total no. of shares of the Company.
Held by promoter/promoter group	0		0
Held by Public	0		0
<b>Total:</b>	<b>0</b>		<b>0</b>
Outstanding convertible securities:	No. of outstanding securities	As a % of total no. of outstanding convertible securities.	As a % of total no. of shares of the Company assuming full conversion of the convertible securities
Held by promoter/promoter group	0		0
Held by Public	0		0
<b>Total:</b>	<b>0</b>		<b>0</b>
Warrants:	No. of warrants	As a % of total no. of warrants	As a % of total no. of shares of the Company, assuming full conversion of warrants
Held by promoter/promoter group	0		0
Held by Public	0		0
<b>Total:</b>	<b>0</b>		<b>0</b>
<b>Total paid-up capital of the Company, assuming full conversion of warrants and convertible securities</b>	<b>30226994</b>		<b>100.00</b>




CATEGORY CODE	CATEGORY OF SHAREHOLDER	NO OF SHAREHOLDERS	TOTAL NUMBER OF SHARES	NO OF SHARES HELD IN DEMATERIALIZED FORM	TOTAL SHAREHOLDING AS A % OF TOTAL NO OF SHARES		SHARES PLEDGE OR OTHERWISE ENCUMBERED	
					As a PERCENTAGE of (A+B) (VI)	As a PERCENTAGE of (A+B+C) (VII)		
(I)	(II) PROMOTER AND PROMOTER GROUP	(III)	(IV)	(V)	(VI)	(VII)	(VIII) NUMBER OF SHARES	(IX) AS a PERCENTAGE (VIII)/(IV)*100
(A)	INDIAN							
(1)	Individual /HUF	5	15211512	15211512	50.32	50.32	15187955	99.85
(b)	Central Government/State Government(s)	0	0	0	0.00	0.00	0	0.00
(c)	Bodies Corporate	0	0	0	0.00	0.00	0	0.00
(d)	Financial Institutions / Banks	0	0	0	0.00	0.00	0	0.00
(e)	Others	0	0	0	0.00	0.00	0	0.00
	<b>Sub-Total A(1) :</b>	<b>5</b>	<b>15211512</b>	<b>15211512</b>	<b>50.32</b>	<b>50.32</b>	<b>15187955</b>	<b>99.85</b>
(2)	FOREIGN							
(a)	Individuals (NRIs/Foreign Individuals)	0	0	0	0.00	0.00	0	0.00
(b)	Bodies Corporate	0	0	0	0.00	0.00	0	0.00
(c)	Institutions	0	0	0	0.00	0.00	0	0.00
(d)	Qualified Foreign Investor	0	0	0	0.00	0.00	0	0.00
(e)	Others	0	0	0	0.00	0.00	0	0.00
	<b>Sub-Total A(2) :</b>	<b>0</b>	<b>0</b>	<b>0</b>	<b>0.00</b>	<b>0.00</b>	<b>0</b>	<b>0.00</b>
	<b>Total A=A(1)+A(2)</b>	<b>5</b>	<b>15211512</b>	<b>15211512</b>	<b>50.32</b>	<b>50.32</b>	<b>15187955</b>	<b>99.85</b>
(B)	PUBLIC SHAREHOLDING							
(1)	INSTITUTIONS							
(a)	Mutual Funds /UTI	2	1217601	1217601	4.03	4.03		
(b)	Financial Institutions /Banks	0	0	0	0.00	0.00		
(c)	Central Government / State Government(s)	0	0	0	0.00	0.00		
(d)	Venture Capital Funds	1	588351	588351	1.95	1.95		
(e)	Insurance Companies	1	1240459	1240459	4.10	4.10		
(f)	Foreign Institutional Investors	10	8477214	8477214	28.05	28.05		
(g)	Foreign Venture Capital Investors	0	0	0	0.00	0.00		
(h)	Qualified Foreign Investor	0	0	0	0.00	0.00		
(i)	Others	0	0	0	0.00	0.00		
	<b>Sub-Total B(1) :</b>	<b>14</b>	<b>11523625</b>	<b>11523625</b>	<b>38.12</b>	<b>38.12</b>		



CATEGORY CODE	CATEGORY OF SHAREHOLDER	NO OF SHAREHOLDERS (III)	TOTAL NUMBER OF SHARES (IV)	NO OF SHARES HELD IN DEMATERIALIZED FORM (V)	TOTAL SHAREHOLDING AS A % OF TOTAL NO OF SHARES		SHARES PLEDGE OR OTHERWISE ENCUMBERED
					AS a PERCENTAGE of (A+B) (VI)	AS a PERCENTAGE of (A+B+C) (VII)	
(2)	NON-INSTITUTIONS						
(a)	Bodies Corporate	268	593770	593770	1.96	1.96	
(b)	Individuals						
	(i) Individuals holding nominal share capital upto Rs. 1 lakh	10227	1776112	1773123	5.88	5.88	
	(ii) Individuals holding nominal share capital in excess of Rs. 1 lakh	22	957783	957783	3.17	3.17	
(c)	Others						
	DIRECTORS AND THEIR RELATIVES	1	225	225	0.00	0.00	
	NON RESIDENT INDIANS	218	158454	158454	0.52	0.52	
	CLEARING MEMBERS	14	5513	5513	0.02	0.02	
(d)	Qualified Foreign Investor	0	0	0	0.00	0.00	
	Sub-Total B(2) :	10750	3491857	3488868	11.55	11.55	
	Total B=B(1)+B(2) :	10764	15015482	15012493	49.68	49.68	
	Total (A+B) :	10769	30226994	30224005	100.00	100.00	
(C)	Shares held by custodians, against which Depository Receipts have been issued						
(1)	Promoter and Promoter Group						
(2)	Public	0	0	0	0.00	0.00	
	GRAND TOTAL (A+B+C) :	10769	30226994	30224005	100.00	0.00	15187956
							50.25




(I)(B)	Statement showing holding of securities (including shares, warrants, convertible securities) of persons belonging to the category "Promoter and Promoter Group"	Total Shares (including underlying shares assuming full conversion of warrants and convertible securities) as a % of diluted share capital									
Sr.No	Name of the Shareholder	Details of Shares held			Encumbered shares (*)		Details of Warrants		Details of convertible securities		(XII)
		No. of Shares held (III)	As a % of grand total (A)-(B)+(C) (IV)	Pledge Shares (V)	As a percentage (VI)=(V/III)*100 (VII)	As a % of grand total (A) + (B) + (C) of sub-clause (I)(a) (VIII)	Number of warrants held (IX)	As a % total number of warrants of the same class (X)	Number of convertible securities held (XI)	As a % total number of convertible securities of the same class (XII)	
1	INDIRA TIKKAVARAPU	10830932	35.17	10817171	99.87	35.12	0	0.00	0	0.00	35.17
2	SANDEEP KUMAR REDDY TIKKAVARAPU	4379544	13.15	4370784	99.81	15.12	0	0.00	0	0.00	15.15
3	JENNA REDDY BRJU MOHAN REDDY	450	0.00	0	0.00	0.00	0	0.00	0	0.00	0.00
4	SULOCHANAMMA GUNUPATI	136	0.00	0	0.00	0.00	0	0.00	0	0.00	0.00
5	SARITA REDDY TIKKAVARAPU	136	0.00	0	0.00	0.00	0	0.00	0	0.00	0.00
	<b>TOTAL :</b>	<b>15211512</b>	<b>50.32</b>	<b>15157365</b>	<b>99.85</b>	<b>50.25</b>	<b>0</b>	<b>0.00</b>	<b>0</b>	<b>0.00</b>	<b>50.32</b>



(I)(c)(i)	Statement showing holding of securities (including shares, warrants, convertible securities) of persons belonging to the category "Public" and holding more than 1% of the total number of shares	Number of shares held	Shares as a percentage of total number of shares (i.e., Grant total (A)-(B)+(C) indicated in Statement at para (I)(a) above)	Details of warrants		Details of convertible securities		Total shares (including underlying shares assuming full conversion of warrants and convertible securities) as a % of diluted share capital)
Sr.No.	Name of the shareholder			Number of warrants held	As a % total number of warrants of the same class	Number of convertible securities held	% w.r.t total number of convertible securities of the same class	
1	AFRIN DIA	2820000	9.33	0	0.00	0	0.00	9.33
2	INDIA MAX INVESTMENT FUND LIMITED	2357000	7.80	0	0.00	0	0.00	7.80
3	BAJAJ ALLIANZ LIFE INSURANCE COMPANY LTD.	1240459	4.10	0	0.00	0	0.00	4.10
4	SPARROW ASIA DIVERSIFIED OP/PORTUNITIES FUND	948490	3.14	0	0.00	0	0.00	3.14
5	RELIANCE CAPITAL TRUSTEE CO. LTD. A/C RELIANCE DIVERSIFIED F	896922	2.97	0	0.00	0	0.00	2.97
6	LEMAN DIVERSIFIED FUND	894900	2.96	0	0.00	0	0.00	2.96
7	DAVOS INTERNATIONAL FUND	887150	2.93	0	0.00	0	0.00	2.93
8	IL&FS TRUST COMPANY LTD A/C IL&FS PRIVATE EQUITY T	588351	1.95	0	0.00	0	0.00	1.95
9	UTI MASTER VALUE FUND	320679	1.05	0	0.00	0	0.00	1.05
10	ASHISH DHAWAN	312869	1.04	0	0.00	0	0.00	1.04
	<b>TOTAL :</b>	<b>11266820</b>	<b>37.27</b>	<b>0</b>	<b>0.00</b>	<b>0</b>	<b>0.00</b>	<b>37.27</b>

(I)(c)(ii)	Statement showing holding of securities (including shares, warrants, convertible securities) of persons (together with PAC) belonging to the category "Public" and holding more than 5% of the total number of shares of the company	Number of shares held	Shares as a percentage of total number of shares (i.e., Grant total (A)-(B)+(C) indicated in Statement at para (I)(a) above)	Details of warrants		Details of convertible securities		Total shares (including underlying shares assuming full conversion of warrants and convertible securities) as a % of diluted share capital)
Sr.No.	Name(s) of the shareholder(s) and the Persons Acting in Concert (PAC shares held			Number of warrants held	As a % total number of warrants of the same class	Number of convertible securities held	% w.r.t total number of convertible securities of the same class	
1	AFRIN DIA	2820000	9.33	0	0.00	0	0.00	9.33
2	INDIA MAX INVESTMENT FUND LIMITED	2357000	7.80	0	0.00	0	0.00	7.80
	<b>TOTAL :</b>	<b>5177000</b>	<b>17.13</b>	<b>0</b>	<b>0.00</b>	<b>0</b>	<b>0.00</b>	<b>17.13</b>



STATEMENT SHOWING DETAILS OF LOCKED-IN SHARES"			
(I)(d)			
Sr. No.	Name of the shareholder	Number of locked-in shares	Locked-in shares as a (%) percentage of total number of shares (i.e. Grand Total (A)+(B)+(C) Indicated in Statement at para (I)(a) above)
1	SANDEEP KUMAR REDDY TIKKAVARAPU	298760	0.99
2	INDIRA SUBBARAMIREDDY TIKKAVARAPU	298761	0.99
	<b>TOTAL :</b>	<b>597521</b>	<b>1.98</b>

STATEMENT SHOWING DETAILS OF DEPOSITORY RECEIPTS (DRS)			
(II)(a)			
Sr. No.	Type of outstanding DR (ADRS,GDRs,SDRs,etc.)	Number of outstanding DRS	Number of shares underlying outstanding DRS
	<b>TOTAL :</b>	<b>0</b>	<b>0</b>

STATEMENT showing Holding of Depository Receipts (DRs), where underlying shares held by "Promoter/Promoter group" are in excess of 1% of the total			
(II)(b)			
Sr. No.	Name of the DR Holder	Type of outstanding DR (ADRS,GDRs,SD Rs,etc.)	Number of shares underlying outstanding DRS
	<b>TOTAL :</b>	<b>0</b>	<b>0</b>

