


(1)(a) STATEMENT SHOWING SHAREHOLDING PATTERN IN CLAUSE-35			
NAME OF THE COMPANY: GAYATRI PROJECTS LIMITED		Name of the Scrip: GAYAPROJ	
SCRIP CODE:	532767		
Class of Security:	Equity		
QUARTER ENDED:	30/09/2015		
		As a % of total no. of partly paid-up shares	As a % of total no. of shares of the Company.
Partly paid-up shares	No. of partly paid-up shares	0	0
Held by promoter/promoter group		0	0
Held by Public		0	0
Total:		0	0
		As a % of total no. of outstanding convertible securities.	As a % of total no. of shares of the Company assuming full conversion of the convertible securities
Outstanding convertible securities:	No. of outstanding securities	0	0
Held by promoter/promoter group		0	0
Held by Public		0	0
Total:		0	0
		As a % of total no. of shares of the Company, assuming full conversion of warrants	
Warrants:	No. of warrants	0	0
Held by promoter/promoter group		0	0
Held by Public		0	0
Total:		0	0
Total paid-up capital of the Company, assuming full conversion of warrants and convertible securities		35450380	100.00

Note : 1619386 Equity shares were allotted to promoters by way of Preferential allotment on 03.09.2015, where as listing Approvals and Corporate action for the said allotment occurred in the month of October 2015. Therefore we are considering these shares in share holding pattern as on 30.09.2015.




CATEGORY CODE	CATEGORY OF SHAREHOLDER	NO OF SHAREHOLDERS (II)	TOTAL NUMBER OF SHARES (IV)	NO OF SHARES HELD IN DEMATERIALIZED FORM (V)	TOTAL SHAREHOLDING AS A % OF TOTAL NO OF SHARES			SHARES PLEDGE OR OTHERWISE ENCUMBERED
					AS a PERCENTAGE of (A+B) (VI)	As a PERCENTAGE of (A+B+C) (VII)	NUMBER OF SHARES (VIII)	
(I)	(II)	(II)	(IV)	(V)	(VI)	(VII)	(VIII)	(IX)=(VIII)/(IV)*100
(A)	PROMOTER AND PROMOTER GROUP							
(1)	INDIAN							
(a)	Individual /HUF	5	16830922	16830922	47.48	47.48	15210476	90.37
(b)	Central Government/State Government(s)	0	0	0	0.00	0.00	0	0.00
(c)	Bodies Corporate	0	0	0	0.00	0.00	0	0.00
(d)	Financial Institutions / Banks	0	0	0	0.00	0.00	0	0.00
(e)	Others	0	0	0	0.00	0.00	0	0.00
	Sub-Total A(1) :	5	16830922	16830922	47.48	47.48	15210476	90.37
(2)	FOREIGN							
(a)	Individuals (NRIs/Foreign Individuals)	0	0	0	0.00	0.00	0	0.00
(b)	Bodies Corporate	0	0	0	0.00	0.00	0	0.00
(c)	Institutions	0	0	0	0.00	0.00	0	0.00
(d)	Qualified Foreign Investor	0	0	0	0.00	0.00	0	0.00
(e)	Others	0	0	0	0.00	0.00	0	0.00
	Sub-Total A(2) :	0	0	0	0.00	0.00	0	0.00
	Total A=A(1)+A(2)	5	16830922	16830922	47.48	47.48	15210476	90.37
(B)	PUBLIC SHAREHOLDING							
(1)	INSTITUTIONS							
(a)	Mutual Funds /UTI	1	62713	62713	0.18	0.18	0	0.00
(b)	Financial Institutions /Banks	2	7557	7557	0.02	0.02	0	0.00
(c)	Central Government / State Government(s)	0	0	0	0.00	0.00	0	0.00
(d)	Venture Capital Funds	0	0	0	0.00	0.00	0	0.00
(e)	Insurance Companies	1	1113143	1113143	3.14	3.14	0	0.00
(f)	Foreign Institutional Investors	20	13016917	13016917	36.72	36.72	0	0.00
(g)	Foreign Venture Capital Investors	0	0	0	0.00	0.00	0	0.00
(h)	Qualified Foreign Investor	0	0	0	0.00	0.00	0	0.00
(i)	Others	0	0	0	0.00	0.00	0	0.00
	Sub-Total B(1) :	24	14200330	14200330	40.06	40.06	0	0.00



CATEGORY CODE	CATEGORY OF SHAREHOLDER	NO OF SHAREHOLDERS (III)	TOTAL NUMBER OF SHARES (IV)	NO OF SHARES HELD IN DEMATERIALIZED FORM (V)	TOTAL SHAREHOLDING AS A % OF TOTAL NO OF SHARES			SHARES PLEDGE OR OTHERWISE ENCUMBERED	
					AS a PERCENTAGE of (A+B) (VI)	As a PERCENTAGE of (A+B+C) (VII)	NUMBER OF SHARES (VIII)	AS a PERCENTAGE (IX)=(VIII)/(IV)*100	
(2)	NON-INSTITUTIONS								
(a)	Bodies Corporate	280	1699734	1699734	4.79	4.79			
(b)	Individuals								
	(i) Individuals holding nominal share capital upto Rs.1 lakh	7236	1183216	1183152	3.34	3.34			
	(ii) Individuals holding nominal share capital in excess of Rs.1 lakh	29	1037304	1037304	2.93	2.93			
(c)	Others								
	DIRECTORS AND THEIR RELATIVES	2	235	235	0.00	0.00			
	CLEARING MEMBERS	84	113944	113944	0.32	0.32			
	NON RESIDENT INDIANS	150	384195	384195	1.08	1.08			
	TRUSTS	1	500	500	0.00	0.00			
(d)	Qualified Foreign Investor	0	0	0	0.00	0.00			
	Sub-Total B(2) :	7782	4419128	4419064	12.47	12.47			
	Total B=B(1)+B(2) :	7806	18619458	18619394	52.52	52.52			
	Total (A+B) :	7811	35450380	35450316	100.00	100.00			
(C)	Shares held by custodians, against which Depository Receipts have been issued								
(1)	Promoter and Promoter Group	0	0	0	0.00	0.00			
(2)	Public								
	GRAND TOTAL (A+B+C) :	7811	35450380	35450316	100.00	100.00	15210476	0.00	42.91




Sr.No	Name of the Shareholder	Details of Shares held		Encumbered shares (*)		Details of Warrants		Details of convertible securities		Total Shares (including underlying shares assuming full conversion of warrants and convertible securities) as a % of diluted share capital	
		No. of Shares held (III)	As a % of grand total (A)+(B)+(C) (IV)	Pledge Shares (V)	AS a percentage (VI)=(V)/(III)*100 (VII)	AS a % of grand total (A) + (B) + (C) of sub-clause (I)(e) (VIII)	Number of warrants held (IX)	As a % total warrants of the same class (X)	Number of convertible securities held (XI)		As a % total convertible securities of the same class (XII)
1	INDIRA TIKKAVARAPU	11425900	32.23	10630932	93.04	29.99	0	0.00	0	0.00	32.23
2	SANDEEP KUMAR REDDY TIKKAVARAPU	5403962	15.24	4579544	84.74	12.92	0	0.00	0	0.00	15.24
3	JENNA REDDY BRU MOHAN REDDY	450	0.00	0	0.00	0.00	0	0.00	0	0.00	0.00
4	SULOCHANAMMA GUNUPATI	450	0.00	0	0.00	0.00	0	0.00	0	0.00	0.00
5	TIKKAVARAPU SARITA REDDY	160	0.00	0	0.00	0.00	0	0.00	0	0.00	0.00
TOTAL :		16830922	47.48	15210476	90.37	42.91	0	0.00	0	0.00	47.48



(I)(c)(i) Statement showing holding of securities (including shares, warrants, convertible securities) of persons belonging to the category "Public" and holding more than 1% of the total number of shares.						
Sr.No.	Name of the shareholder	Number of shares held	Shares as a percentage of total number of shares (i.e., Grant total (A)+(B)+(C) indicated in Statement at para (I)(a) above)	Details of warrants		Total shares (including underlying shares assuming full conversion of warrants and convertible securities) as a % of diluted share capital)
				Number of warrants held	As a % total number of warrants of the same class	
				Details of convertible securities		
				Number of convertible securities held	% w.r.t total number of convertible securities of the same class	
1	GMO EMERGING MARKETS FUND	3380000	9.53	0	0.00	9.53
2	AFRIN DIA	2820000	7.95	0	0.00	7.95
3	INDIA MAX INVESTMENT FUND LIMITED	2357000	6.65	0	0.00	6.65
4	GMO EMERGING DOMESTIC OPPORTUNITIES FUND	2039278	5.75	0	0.00	5.75
5	BAJAJ ALLIANZ LIFE INSURANCE COMPANY LTD.	1113143	3.14	0	0.00	3.14
6	MENTOR CAPITAL LIMITED	525264	1.48	0	0.00	1.48
7	SPARROW ASIA DIVERSIFIED OPPORTUNITIES FUND	521196	1.47	0	0.00	1.47
8	LEMAN DIVERSIFIED FUND	408021	1.15	0	0.00	1.15
TOTAL :				13163902	0	37.13

(I)(c)(ii) Statement showing holding of securities (including shares, warrants, convertible securities) of persons (together with PAC) belonging to the category "Public" and holding more than 5% of the total number of shares of the company						
Sr.No.	Name(s) of the shareholder(s) and the Persons Acting in Concert	Number of shares held	Shares as a percentage of total number of shares (i.e., Grant total (A)+(B)+(C) indicated in Statement at para (I)(a) above)	Details of warrants		Total shares (including underlying shares assuming full conversion of warrants and convertible securities) as a % of diluted share capital)
				Number of warrants held	As a % total number of warrants of the same class	
				Details of convertible securities		
				Number of convertible securities held	% w.r.t total number of convertible securities of the same class	
1	GMO EMERGING MARKETS FUND	3380000	9.53	0	0.00	9.53
2	AFRIN DIA	2820000	7.95	0	0.00	7.95
3	INDIA MAX INVESTMENT FUND LIMITED	2357000	6.65	0	0.00	6.65
4	GMO EMERGING DOMESTIC OPPORTUNITIES FUND	2039278	5.75	0	0.00	5.75
TOTAL :				10596278	0	29.89



STATEMENT SHOWING DETAILS OF LOCKED-IN SHARES"			
(I)(d)			
Sr.No.	Name of the shareholder	Number of locked-in shares	Locked-in shares as a (%) percentage of total number of shares (i.e, Grand Total (A)+(B)+(C) Indicated in Statement at para (I)(a) above}
			Promoter/Promoter Group/Public
1	GMO EMERGING MARKETS FUND	3380000	9.53 PUBLIC
2	GMO EMERGING MARKETS EQUITY FUND A SUB-FUND OF GMO	224000	0.63 PUBLIC
3	INDIRA SUBBARAMI REDDY TIKKAVARAPU	794968	2.24 PROMOTER
4	SANDEEP KUMAR REDDY TIKKAVARAPU	824418	2.33 PROMOTER
	TOTAL :	5223386	14.73

GAMMA PROJECTS LTD.

J. D. Lakshminarayana

(M. ANEESH)

Secretary & Compliance Officer