

Date: 20.01.2016

<p>To, The General Manager, The Department of Corporate Relations, The Bombay Stock Exchange Limited., 25<sup>th</sup> Floor, Phiroz Jeejeebhoy Towers, Dalal Street, Mumbai – 400 001</p>	<p>To, The Secretary, National Stock Exchange of India Ltd. 5<sup>th</sup> Floor, Exchange Plaza Plot No.C/1, G Block Bandra Kurla Complex, Bandra (East) Mumbai -400 051.</p>
--	--

Dear Sir/Madam,


**Sub: Intimation under Regulation 31 (1) (b) of the SEBI (Listing Obligations and Disclosure Requirements) Regulations, 2015 – Reg.,**  
.....

As per the Regulation 31 (1) (b) of the SEBI (Listing Obligations and Disclosure Requirements) Regulations, 2015, please find enclosed the Share Holding Pattern for the quarter ended December 31, 2015.

Kindly acknowledge the receipt of the same.

Thanking You,

Yours truly,  
For **GAYATRI PROJECTS LIMITED**

  
**(CS I.V. LAKSHMI)**  
Company Secretary & Compliance Officer

Format of Holding of Specified securities

1. Name of Listed Entity: GAYATRI PROJECTS LIMITED
2. Scrip Code/Name of Scrip/Class of Security: 532767
3. Share Holding Pattern Filed under: Reg: 31(1)(a)/Reg: 31(1)(b)/Reg: 31(1)(c)
  - a. if under 31(1)(b) then indicate the report for quarter ending
  - b. if under 31(1)(c) then indicate date of allotment/extinguishment
4. Declaration : The Listed entity is required to submit the following declaration to the extent of submission of Information:

Particulars	YES*	NO*
a Whether the Listed Entity has issued any partly paid up shares		✓
b Whether the Listed Entity has issued any Convertible Securities or Warrants?		✓
c Whether the Listed Entity has any shares against which depository receipts are issued?		✓
d Whether the Listed Entity has any shares in locked-in?	✓	
e Whether any shares held by promoters are pledge or otherwise encumbered?	✓	


\*If the Listed Entity selects the option 'NO' for the questions above, the columns for the partly paid up shares, Outstanding Convertible Securities/Warrants, depository receipts, locked-in shares, No of shares pledged or otherwise encumbered by promoters, as applicable, shall not be displayed at the time of dissemination on the Stock Exchange website. Also wherever there is 'No' declared by Listed entity in above table the values will be considered as 'Zero' by default on submission of the format of holding of specified securities.

- 5 The tabular format for disclosure of holding of specified securities is as follows:



Table I - Summary Statement holding of specified securities

Category	Category of Shareholder	No of Shareholders	No of fully paid up equity shares held	No of Partly paid-up equity shares held	No of Shares Underlying Depository Receipts	Total No of Shares Held	Shareholding as a % of total no of shares	Number of Voting Rights held in each class of securities			Total as a % of (A+B+C)
								Class X	Class Y	Total	
(I)		(ii)	(iv)	(v)	(vi)	(vii)	(viii)			(ix)	
(A)	Promoter & Promoter Group	5	16830942	0	0	16830942	47.48	16830942	0	16830942	47.48
(B)	Public	7382	18619438	0	0	18619438	52.52	18619438	0	18619438	52.52
(C)	Non Promoter-Non Public										
(C1)	Shares underlying DRs	0	0	0	0	0	NA	0	0	0	0.00
(C2)	Shares held by Employees Trusts	0	0	0	0	0	0.00	0	0	0	0.00
	<b>Total:</b>	<b>7387</b>	<b>35450380</b>	<b>0</b>	<b>0</b>	<b>35450380</b>	<b>100.00</b>	<b>35450380</b>	<b>0</b>	<b>35450380</b>	<b>100.00</b>




No of Shares Underlying Outstanding convertible securities (Including Warrants)	Shareholding as a % assuming full conversion of convertible Securities (as a percentage of diluted share capital)	Number of Locked in Shares		Number of Shares pledged or otherwise encumbered		Number of equity shares held in dematerialized form
		No.	As a % of total Shares held	No.	As a % of total Shares held	
(X)	(XI)	(XII)	(XIII)	(XIV)		
0	47.48	1619386	9.62	15210476	90.37	16830942
0	52.52	3604000	19.36	NA	NA	18619374
0	NA	0	0.00	NA	NA	0
0	0.00	0	0.00	NA	NA	0
0	100.00	5223386	14.73			35450316



**Table II - Statement showing shareholding pattern of the Promoter and Promoter Group**

Category	Category & Name of the Shareholder	PAN	No of Shareholders	No of Fully paid up equity shares held	No of Partly paid-up equity shares held	No of Shares Underlying Depository Receipts	Total No of Shares Held (IV+V+VI)	Shareholding as a % of total no of shares (A+B+C2)
				(IV)	(V)	(VI)	(VII)	(VIII)
(1)	Indian	(I)						
(a)	Individuals/Hindu undivided Family		5	16830942	0	0	16830942	47.48
	JENNA REDDY BRIJ MOHAN REDDY	AAOPB86434F	1	450	0	0	450	0.00
	TIKKAVARAPU SARITA REDDY	ABCP57046R	1	160	0	0	160	0.00
	SANDEEP KUMAR REDDY TIKKAVARAPU	ABIP13932F	2	5403962	0	0	5403962	15.24
	INDIRA TIKKAVARAPU	ABNP17403L	2	11425900	0	0	11425900	32.23
	SULOCHANAMMA GUNUPATI	ACZPG1660P	1	470	0	0	470	0.00
(b)	Central Government/State Government(s)		0	0	0	0	0	0.00
(c)	Financial Institutions/Banks		0	0	0	0	0	0.00
(d)	Any Other		0	0	0	0	0	0.00
(2)	Sub-Total (A)(1)		5	16830942	0	0	16830942	47.48
	Foreign							
(a)	Individuals (Non-Resident Individuals/Foreign Individuals)		0	0	0	0	0	0.00
(b)	Government		0	0	0	0	0	0.00
(c)	Institutions		0	0	0	0	0	0.00
(d)	Foreign Portfolio Investor		0	0	0	0	0	0.00
(e)	Any Other		0	0	0	0	0	0.00
	Sub-Total (A)(2)		0	0	0	0	0	0.00
	Total Shareholding of Promoter and Promoter Group (A)=(A)(1)+(A)(2)		5	16830942	0	0	16830942	47.48



Number of Voting Rights held in each class of securities

No of Shares Underlying Shareholding as a %  
 Outstanding convertible securities (including Warrants)  
 assuming full conversion of convertible Securities (as a percentage of diluted share capital)

Number of Locked in Shares

Number of Shares pledged or otherwise encumbered

Number of equity shares held in dematerialized form

Class X	No of Voting Rights		Total as a % of (A+B+C)	(X)	(XI)	No.	As a % of total Shares held (XII)	No.	As a % of total Shares held (XIII)	(XIV)
	Class Y	Total (IX)								
16830942	0	16830942	47.48	0	47.48	1619386	9.62	15210476	90.37	16830942
450	0	450	0.00	0	0.00	0	0.00	0	0.00	450
160	0	160	0.00	0	0.00	0	0.00	0	0.00	160
5403962	0	5403962	15.24	0	15.24	824418	15.26	4579544	84.74	5403962
11425900	0	11425900	32.23	0	32.23	794968	6.96	10630932	93.04	11425900
470	0	470	0.00	0	0.00	0	0.00	0	0.00	470
0	0	0	0.00	0	0.00	0	0.00	0	0.00	0
0	0	0	0.00	0	0.00	0	0.00	0	0.00	0
0	0	0	0.00	0	0.00	0	0.00	0	0.00	0
16830942	0	16830942	47.48	0	47.48	1619386	9.62	15210476	90.37	16830942
0	0	0	0.00	0	0.00	0	0.00	0	0.00	0
0	0	0	0.00	0	0.00	0	0.00	0	0.00	0
0	0	0	0.00	0	0.00	0	0.00	0	0.00	0
0	0	0	0.00	0	0.00	0	0.00	0	0.00	0
0	0	0	0.00	0	0.00	0	0.00	0	0.00	0
0	0	0	0.00	0	0.00	0	0.00	0	0.00	0
16830942	0	16830942	47.48	0	47.48	1619386	9.62	15210476	90.37	16830942




Table III - Statement showing shareholding pattern of the Public shareholder

Category	Category & Name of the Shareholder	PAN	No of Shareholders	No of fully paid up equity shares held	No of Partly paid-up equity shares held	No of Shares Depository Receipts	Total No of Shares Held (IV+V+VI)	Shareholding as a % of total no of shares (A+B+C2)	Number of Voti
									Class X
	(i)	(ii)	(iii)	(iv)	(v)	(vi)	(vii)	(viii)	
(1)	Institutions								
(a)	Mutual Funds		1	234	0	0	234	0.00	234
(b)	Venture Capital Funds		0	0	0	0	0	0.00	0
(c)	Alternate Investment Funds		0	0	0	0	0	0.00	0
(d)	Foreign Venture Capital Investors		0	0	0	0	0	0.00	0
(e)	Foreign Portfolio Investors		38	13558109	0	0	13558109	38.25	13558109
	GMO EMERGING MARKETS FUND	AAATG3065D	1	3380000	0	0	3380000	9.53	3380000
	INDIA MAX INVESTMENT FUND LIMITED	AABCIS500R	1	2357000	0	0	2357000	6.65	2357000
	LEMMA DIVERSIFIED FUND	AABCL8363M	1	408021	0	0	408021	1.15	408021
	GMO EMERGING DOMESTIC OPPORTUNITIES FUND	AABTG5059I	1	2110969	0	0	2110969	5.95	2110969
	AFRIN DIA	AAKCA505F	1	2820000	0	0	2820000	7.95	2820000
	SPARROW ASIA DIVERSIFIED OPPORTUNITIES FUND	AANGS3131Q	1	521196	0	0	521196	1.47	521196
(f)	Financial Institutions/Banks		2	32958	0	0	32958	0.09	32958
(g)	Insurance Companies		1	1113143	0	0	1113143	3.14	1113143
(h)	BAJAJ ALLIANZ LIFE INSURANCE COMPANY LTD.	AADCA1701E	1	1113143	0	0	1113143	3.14	1113143
(i)	Provident Funds/Pension Funds		0	0	0	0	0	0.00	0
	Any Other								
	<b>Sub Total (B)(1)</b>		<b>42</b>	<b>14704444</b>	<b>0</b>	<b>0</b>	<b>14704444</b>	<b>41.48</b>	<b>14704444</b>
(2)	Central Government/State Government(s)/President of India		0	0	0	0	0	0.00	0
	<b>Sub Total (B)(2)</b>		<b>0</b>	<b>0</b>	<b>0</b>	<b>0</b>	<b>0</b>	<b>0.00</b>	<b>0</b>
(3)	Non-Institutions								
(a)	i. Individual shareholders holding nominal share capital up to Rs.2 lakhs		6827	1328571	0	0	1328571	3.75	1328571
	ii. Individual shareholders holding nominal share capital in excess of Rs. 2		15	923688	0	0	923688	2.61	923688
(b)	NBFCs Registered with RBI		1	866	0	0	866	0.00	866
(c)	Employee Trusts		0	0	0	0	0	0.00	0
(d)	Overseas Depositories (Holding DRs)(Balancing figure)		0	0	0	0	0	0.00	0
(e)	Any Other								
	TRUSTS		1	500	0	0	500	0.00	500
	NON RESIDENT INDIANS		152	357189	0	0	357189	1.01	357189
	CLEARING MEMBERS		63	31367	0	0	31367	0.09	31367
	BODIES CORPORATES		281	1272813	0	0	1272813	3.59	1272813
	MENTOR CAPITAL LIMITED	AAACP7995G	2	584139	0	0	584139	1.65	584139
	<b>Sub Total (B)(3)</b>		<b>7340</b>	<b>3914994</b>	<b>0</b>	<b>0</b>	<b>3914994</b>	<b>11.04</b>	<b>3914994</b>
	<b>Total Public Shareholding (B) = (B)(1)+(B)(2)+(B)(3)</b>		<b>7382</b>	<b>18619438</b>	<b>0</b>	<b>0</b>	<b>18619438</b>		<b>18619438</b>



No of Shares Underlying Outstanding convertible securities (including Warrants)
   
 Shareholding as a % assuming full conversion of convertible Securities (as a percentage of diluted share capital)
   
 Number of Locked in Shares
   
 Number of Shares pledged or otherwise encumbered
   
 Number of equity shares held in dematerialized form


Class Y	Total	Total as a % of (A+B+C)	(X)	(XI)	No.	As a % of total Shares held (XII)	No.	As a % of total Shares held (XIII)	(XIV)
0	234	0.00	0	0.00	0	0.00	NA	NA	234
0	0	0.00	0	0.00	0	0.00	NA	NA	0
0	0	0.00	0	0.00	0	0.00	NA	NA	0
0	0	0.00	0	0.00	0	0.00	NA	NA	0
0	13558109	38.25	0	0.00	0	0.00	NA	NA	0
0	3380000	9.53	0	38.25	3604000	26.58	NA	NA	13558109
0	2357000	6.65	0	9.53	3380000	100.00	NA	NA	3380000
0	408021	1.15	0	6.65	0	0.00	NA	NA	2357000
0	2110969	5.95	0	1.15	0	0.00	NA	NA	408021
0	2820000	7.95	0	5.95	0	0.00	NA	NA	2110969
0	521196	1.47	0	7.95	0	0.00	NA	NA	2820000
0	32958	0.09	0	1.47	0	0.00	NA	NA	521196
0	1113143	3.14	0	0.09	0	0.00	NA	NA	32958
0	1113143	3.14	0	3.14	0	0.00	NA	NA	1113143
0	0	0.00	0	3.14	0	0.00	NA	NA	1113143
0	14704444	41.48	0	0.00	0	0.00	NA	NA	0
0	0	0.00	0	41.48	3604000	26.58	NA	NA	14704444
0	0	0.00	0	0.00	0	0.00	NA	NA	0
0	0	0.00	0	0.00	0	0.00	NA	NA	0
0	1328571	3.75	0	3.75	0	0.00	NA	NA	1328571
0	923688	2.61	0	2.61	0	0.00	NA	NA	923688
0	866	0.00	0	0.00	0	0.00	NA	NA	866
0	0	0.00	0	0.00	0	0.00	NA	NA	0
0	0	0.00	0	0.00	0	0.00	NA	NA	0
0	500	0.00	0	0.00	0	0.00	NA	NA	500
0	357189	1.01	0	1.01	0	0.00	NA	NA	357189
0	31367	0.09	0	0.09	0	0.00	NA	NA	31367
0	1272813	3.59	0	3.59	0	0.00	NA	NA	1272813
0	584139	1.65	0	1.65	0	0.00	NA	NA	584139
0	3914994	11.04	0	11.04	0	0.00	NA	NA	3914994
0	18619438	52.52	0	52.52	3604000	26.58	NA	NA	18619438





**Table IV - Statement showing shareholding pattern of the Non Promoter - Non Public Shareholder**

Category	Category & Name of the Shareholder	PAN	No of Shareholders	No of fully paid up equity shares held	No of Partly paid-up equity shares held	No of Shares Underlying Depository Receipts	Total No of Shares Held (IV+V+VI)	Shareholding as a % of total no of shares (A+B+C2)
				(I)	(II)	(III)	(IV)	(V)
(1)	Custodian/DR Holder	(I)		0	0	0	0	0
(2)	Employee Benefit Trust (under SEBI/Share based Employee Benefit) Regu	(II)		0	0	0	0	0
	<b>Total Non-Promoter-Non Public Shareholding (C) = (C(1)+(C)(2)</b>		<b>0</b>	<b>0</b>	<b>0</b>	<b>0</b>	<b>0</b>	<b>0.00</b>



**No of Voting Rights held in each class of securities**      **No of Shares Underlying Outstanding convertible securities (Including Warrants)**      **Shareholding as a % assuming full conversion of convertible Securities (as a percentage of diluted share capital)**      **Number of Locked in Shares**      **Number of Shares pledged or otherwise encumbered**      **Number of equity shares held in dematerialized form**

Class X	No of Voting Rights		Total as a % of (A+B+C)	(X)	(XI)	No.	As a % of total Shares held (XII)	No.	As a % of total Shares held (XIII)	(XIV)
	Class Y	Total								
	0	0	0.00	0	0.00	0	0.00	NA	NA	0
	0	0	0.00	0	0.00	0	0.00	NA	NA	0
	0	0	0.00	0	0.00	0	0.00			0
	0	0	0.00	0	0.00	0	0.00			0

THE MANAGING DIRECTOR  
